



1949-54 BODY SIDE MOLDINGS



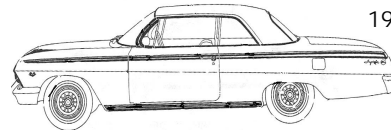
B9080	1949-50 FRT. FENDER MLDG	EA
B9008	1949-50 DOOR MOLDING	EA
B9009	1951-52 DOOR MOLDING	EA
C4040	1953-54 DOOR MOLDING	EA
B9012L	1953-54 L\H FENDER MOLDING	EA
B9012R	1953-54 R\H FENDER MOLDING	EA

COMPLETE MOLDING SETS


NOTE: MOLDING SETS DO NOT INCLUDE CLIPS UNLESS NOTED
All molding sets are shipped Oversize II



1961 IMPALA



1962 IMPALA

1964 IMPALA
FOUR-DOOR

1966 IMPALA

B9190	1961 IMPALA MOLDING SET	
B9214P	1962 IMPALA MLDG. SET * POLISHED*	SET/6 PCS
B9214PSS	1962 IMPALA MLDG SET SS * POLISHED*	SET/6 PCS
B9021	1963 IMPALA MLDG SET/WITH CLIPS	SET/6 PCS
B9021SS	1963 SS SIDE MLDG SET/WITH CLIPS	SET/6 PCS
B9057	1964 4-DR. MLDG. SET	SET/18 PCS
B9077	1964 IMPALA MLDG SET	SET/14 PCS
B9206	1964 SS SIDE MLDG. SET	SET/8 PCS
C6601	1966 IMPALA SET 8 PCS WITH CLIPS	SET/8 PCS
C6614	1966 4-DOOR SET W/CLIPS	SET/10 PCS
B6803	1968 IMPALA MOLDING SET	SET/6 PCS

* NOTE ON "POLISHED" 1962 MOLDINGS. We have been unsuccessful in trying to replicate the exact, original finish of this particular part. Nonetheless, rather than scrapping our sizable investment in this part, we have chosen to offer it with a polished finish. Unlike the "bright-anodized" finish of our other moldings, these moldings are highly polished aluminum. They are an excellent finish, but will need to be touched up in time.